



SIXTYINK & FRIENDS

**THE TATTOOIST'S
JOURNAL**

Beyond the Ink: Artists, Techniques, and Flash


issue No.1



Every artist, every tattoo,
every story—this is Sixty Ink



**WELCOME TO
THE CLUB**



SIXTYINK

Nestled in the heart of London on the legendary Denmark Street, Sixty Ink is where artistry meets luxury. Our high-end studio blends the timeless craft of tattooing with a vibrant energy inspired by the street's iconic music history.

At Sixty Ink, we take pride in offering a diverse range of styles, brought to life by our talented artists. Whatever your vision, we create tattoos that are uniquely yours, in a space where everyone feels welcome and valued.

But we're more than a tattoo studio—we're a creative hub. Collaborating with musicians and hosting exclusive pop-up events, we've become a go-to for backstage tattoos and a meeting place for England's thriving art and music scenes.

Sixty Ink isn't just about tattoos; it's about connection, creativity, and culture.

DRAWING TIP: MASTER THE THEORY OF SHADOWS

One of the most overlooked fundamentals in art is understanding light and shadow. Many people focus on copying an image without considering where the light is coming from, but mastering this will transform how you draw.

Find Your Light Source

- Always determine where the light hits your subject. Visualize the light source and how it interacts with the object—this is key to creating realistic depth.

Map Out Shadows and Tones

- Once you've found the light source, use it to identify where shadows fall. These darker areas will guide your tones and give your drawing dimension.

Embrace Contrast

- Don't shy away from using black or darker tones to build strong contrasts. While the tendency is to stay light, bold shadows and highlights create images with real impact.

Understand, Don't Just Copy

- Instead of replicating an image as-is, break it down. Ask yourself: How does the light affect this shape? How can I enhance it with my own interpretation?

Trust me—mastering this simple concept will change the way you approach any drawing, from designs to full-fledged artwork. Shadows don't just add depth; they bring life to your work.

WHY WINTER IS THE BEST TIME FOR TATTOOS



Thinking of new ink? Here's why winter is the perfect season:

- Easier Healing: Cooler weather means less sun exposure, reducing the risk of fading or irritation during healing.
- Comfy Clothes: Long sleeves and cozy layers help protect fresh tattoos while they heal.

- Perfect Prep for Summer: Get your ink done now, and it'll be fully healed and beach-ready by summer.
- Less Sweat, Less Stress: Colder temps mean less sweating, which is great for keeping tattoos clean and irritation-free.



And remember – a tattoo makes a seriously sick Christmas present!



HOW TO NAIL A JOB INTERVIEW AT A TATTOO SHOP

Whether you're applying as an artist or an apprentice, here's how to make a lasting impression: Be Brave and Show Up. Skip the calls and emails—walk in with confidence. First impressions are everything, and showing up in person speaks volumes about your attitude. Be Nice, Not Cocky. Leave your ego at the door. A positive, friendly vibe goes a long way in this industry (and any other, really).

Bring a Killer Portfolio. If you're an artist, show only your best, finished work. If you're an apprentice, showcase a variety of skills. Tip: If you wouldn't get the design tattooed yourself, don't include it.

Polish Your Socials. Make sure your online presence is professional and aligned with the style you want to pursue. Consistency is key in presenting yourself as a brand. **GOOD LUCK!** Remember: we can tell if you cheat, so keep it real and authentic.



WORST TATTOO STORY: THE PINOCCHIO INCIDENT

Every tattoo artist has their share of wild requests, but this one takes the cake.

An 18-year-old kid came into the shop, buzzing with excitement for his first tattoo. He wanted a Pinocchio face, which seemed straightforward enough—until we got to the placement.

With a sly grin, he said he wanted it between his legs. I paused, not sure how to respond, and asked why. He just laughed and said, "Because I'm weird."

It didn't sit right with me, so I politely declined. Was it the best decision for him—or for me? Who knows. I never saw him again.

Moral of the story: Some tattoos are best left un-inked.

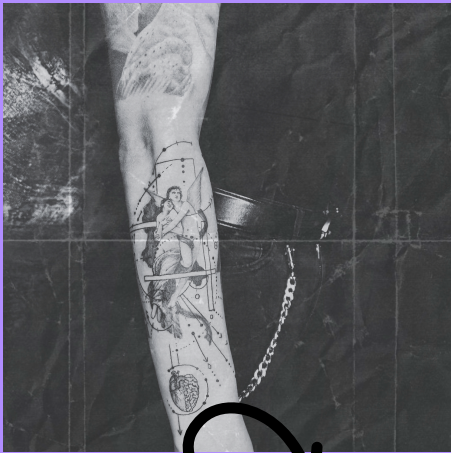


WHO'S CLAUDIO?

WITH HIS ICONIC GREEN
MULLET, CLAUDIO IS ONE OF
LONDON'S TOP FINE LINE
ARTISTS. KNOWN FOR HIS
PRECISE, INTRICATE WORK...

[@CLAUDIO_TRAINA](#)





tattooing celebrities, musicians & global brands...



WHAT I'M LISTENING TO WHILE TATTOOING

When I'm tattooing, I enter a kind of trance state. My mind is juggling a lot: making sure the client is comfortable, spotting any unusual behavior, staying 100% focused on the tattoo (there's no room for mistakes!), and of course, entertaining the person in the chair. Sessions can be long—especially for first-timers—so music becomes this steady background thread, adapting to the vibe of the day.

Here's how I set the mood:

For a Chill Vibe

On tired days or after a long session, I go for slower, soothing tunes. It might be soul, blues, indie, or even classical.

- Recommendations: Check out the Spotify playlist [Classical Bangers](#) or play Sigur Rós Radio. Trust me, it always hits the spot.

When I Need Energy

Nothing lifts the room like the best of the '80s! Those upbeat classics never fail to bring good vibes to the studio.

Current Obsession: **Sleep Token**

Lately, I've been diving deep into Sleep Token. They're an anonymous, masked British metal band from London, blending alternative metal, post-rock, progressive metal, indie, and djent.

Their music is haunting, powerful, and incredibly unique.




- Top Pick: Chokehold—it's my favorite track right now.
- They're playing at the O2 this month—don't miss it if you can!

Music shapes my focus, my mood, and the energy of the room. Whether you're here for a quick flash or a detailed piece, there's always a track to set the tone.



ARTS FOR THE ART'S SAKE

For me, connecting music and tattoos has always been the dream—and I'm proud to say I was one of the first to bring these two worlds together in the UK. Tattooing some of the biggest musicians in the world is a constant source of inspiration. But no matter who's in my chair, my goal remains the same: to make every client happy. Whether it's a silly idea, a meaningful piece, or a life-changing cover-up, I'm here to bring more art to your body and your story.





THE DAY I TATTOOED

ALL-AMERICAN REJECTS

It was 3 a.m., and I was home, chilling after a long night out. I was about to crash when, for no reason, I decided to check my email. There it was: a subject line that read, "Tattoo All-American Rejects."

I couldn't believe it. They were one of my favorite bands growing up! I replied immediately, buzzing with excitement—but the next morning, no response. I dragged myself to work, pretty bummed that I'd missed my chance. Then, mid-afternoon, the doorbell rang. I looked up, and there they were—the entire band! Turns out, one of their team had already gotten a tattoo from me and brought the band to the shop. What followed was absolute chaos—in the best way. We tattooed everyone, and Tyson (the lead singer) was leaning out the window with a bubble machine, singing to the street below. At one point, they grabbed one of my guitars and started jamming in the studio. It was completely surreal.

The next day, they invited me to their live show at Slam Dunk Festival. It was such a cool gig—I even got to catch up with the You Me At Six boys and a bunch of other friends. But I couldn't stay long—I had to rush off to DJ the afterparty at The Underworld.

These kinds of wild, unexpected moments are what I love about this job. And trust me, I've got plenty more stories like this to share. Keep an eye out for the next zine—you won't want to miss them!





WINTER FLASH SPECIALS

Feeling inspired? Here are some little bangers to brighten up the season! Bring this zine to Sixty Ink and get one of these winter-ready designs for a special price of £60



TATTOO AFTERCARE: TIPS FOR FLAWLESS HEALING

- Keep It Clean: Gently wash your tattoo twice daily with mild, fragrance-free soap.
- Moisturize Wisely: Apply a thin layer of tattoo aftercare cream or unscented lotion to keep it hydrated.
- Avoid the Sun: Fresh tattoos are sensitive—cover up and avoid direct sunlight.



- No Picking or Scratching: Let it heal naturally; don't peel or scratch, even if it's itchy!
- Stay Dry (but Not Too Dry): Skip swimming and long soaks; stick to quick showers.
- Follow Artist Instructions: Your artist knows best—trust their advice for your specific tattoo.



Draw a Tattoo on This Arm
"This is your canvas-go wild!"



THIS IS SIXTY INK & FRIENDS

Welcome to a zine that's built by us—and YOU.

Sixty Ink & Friends is a space for everyone.

Whether you're a tattoo artist, painter, writer, photographer, or any kind of creative, we want to hear from you.

Share your content, stories, drawings, poems, photos—anything in the realm of art.

Every artist deserves a page to showcase their work, share fun facts, and offer tips on becoming a better creator.


Want to be part of it?

Send your submissions to info@sixtyink.com.

You can also download and print this zine. Share it with your friends, hand it to a stranger, or keep it moving around.

Together, we'll grow this zine into something bigger—grassroots art, built by the community for the community.

Let's keep the art flowing. Let's build this together.



THIS IS JUST THE BEGINNING

There's so much more to share—more fun facts, tips, stories,
and surprises.

If you've found this zine, we'd love to hear from you! Text
us your thoughts, ideas, or even what you'd like to see next.
Let's keep the conversation going and the creativity flowing.

Stay inspired, and see you soon at Sixty Ink!

Happy creating!



use this space to draw something, when
you finish take a pic and tag us



thanks you! stay safe!

@sixtyink